



PATHWAY® CTS 2000

PATHWAY® CTS 1500

PATHWAY® CTS Suite

Pelvic Muscle Rehabilitation Systems

Let's Grow Your Practice Together.



Distributed By:



Current Medical Technologies, Inc.

75 Main Street

Lakeville, MA 02330

P: 800.382.5872 • F: 508.947.1486

EXPERIENCE THE DIFFERENCE

The Prometheus Group®, Est. 1989, specializes in the design, development, manufacture, and sales of systems for pelvic health.

At Prometheus, we are passionate about **CUSTOMER VALUE**. With more than 5000 unique clientele worldwide, we believe this is represented in the essence of our business:

Unparalleled Technical Support

We provide the highest level of technical assistance through a number of support channels; phone, email, and remote access. We understand your time is precious. Our extended hours make our support services more accessible; resulting in a positive user experience.

Exceptional Customer Service

Our priority is to build and maintain lasting relationships with our clients. Friendly, knowledgeable, and professional team members are always available to take your call.

Dedicated Sales Managers

Our team of field experts are ready to guide you in the right direction and support you throughout your decision-making process and beyond.

Made in the U.S.A.

The Prometheus Group® combines modern technology and ease of use to provide the most comprehensive and advanced high-quality American-made equipment on the market.

The choice is yours, **EXPERIENCE THE DIFFERENCE**, and become part of the Prometheus family.



PATHWAY® CTS 2000 or PATHWAY® CTS 1500 Pelvic Muscle Rehabilitation Systems Include:

- Notebook Computer
- Color Printer
- USB Serial Interface Cable
- USB Flash Drive Software Program
- PATHWAY® CTS 2000 or CTS 1500 Pelvic Muscle Rehabilitation System Operator's Guide
- PATHWAY® CTS 2000 or CTS 1500 Pelvic Muscle Rehabilitation System Module

PATHWAY® CTS 2000 and PATHWAY® CTS 1500



PATHWAY® CTS 2000

The Pathway® CTS 2000 Pelvic Muscle Rehabilitation System Module providing one Channel of Vaginal and Rectal Intracavity sEMG or External Pelvic Muscle sEMG, One Channel of Accessory Muscle sEMG, One Channel of Vaginal and Rectal Electrical Stimulation, One Channel of Rectal Pressure Manometry.

Simultaneously Monitor Two Channels of sEMG and Rectal Pressure Manometry

Available on the Pathway® CTS 2000 only.

Accessories Included

Starter kits include multiple accessories to begin in clinic use immediately.

Documentation

Chart note and narrative reports. PDF and Microsoft Word editable documentation. Review and compare sessions, track progress, and transfer documentation to a specific file location.

sEMG and Stimulation on a Single Platform

One channel of sEMG to perform muscle contractions and monitor muscle fatigue while providing synchronous stimulation.

Database

Database encryption with automatic or manual backup.

Premier Privacy and Compliance

Multi-level password protection, provider and administrative access controls, unique patient identifiers and audit management.

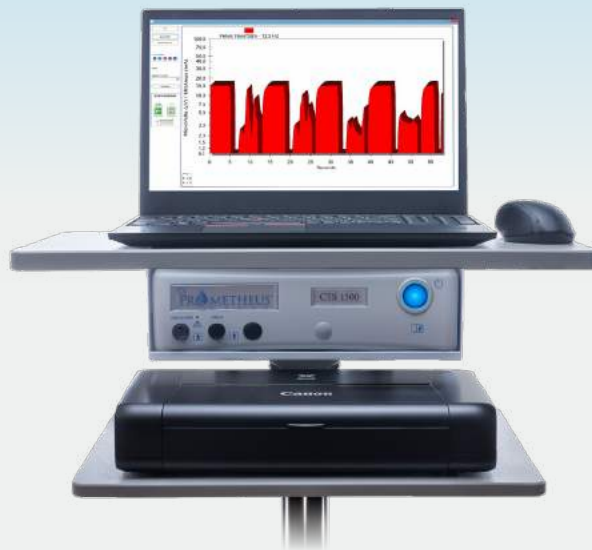
Support Services

Unlimited hardware and software Technical Support and Team Viewer remote support. (On-site clinical training included with the Pathway® CTS 2000 only).

Custom Protocols

Set goals, display type, single or split-screen, colors, work/rest intervals, and markers. Name and store protocols on the treatment list.

Pelvic Muscle Rehabilitation Systems



PATHWAY® CTS 1500

The Pathway® CTS 1500 Pelvic Muscle Rehabilitation System Module providing one Channel of Vaginal and Rectal Intracavity sEMG or External Pelvic Muscle sEMG, One Channel of Accessory Muscle sEMG, One Channel of Vaginal and Rectal Electrical Stimulation.



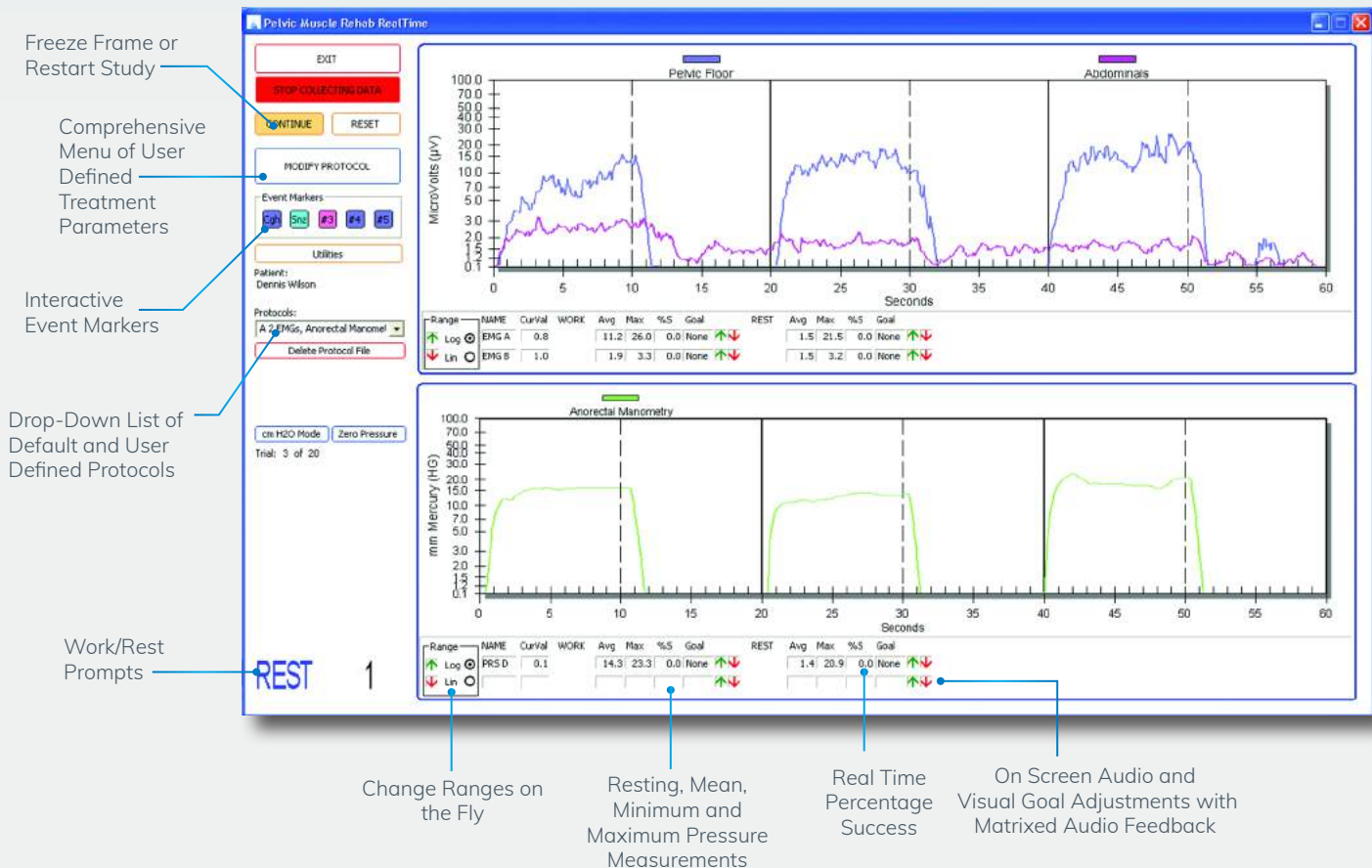
Software documentation includes an extensive compilation of clinical reports, histories, examinations and exercise prescriptions.



Let's Grow Your Practice Together.

Simultaneous Pelvic and Accessory Muscle sEMG with Rectal Pressure

** Intuitive Software Interface for Seamless Treatment Navigation*



**Rectal pressure available on the PATHWAY® CTS 2000 only.*

Automatically Construct Chart Note and Narrative Documents

File
View
Options
Help

::Patient Selection Screen::

Patient Selection

(Required entries in red)

Patient Last and First Name	<input type="text" value="Mathews Joe"/>
Patient gender (male or female)	<input type="text" value="male"/>
Provider	<input type="text" value="Joe Provider B.S. RN"/>
Patient referring physician	<input type="text" value="John Smith"/>
Patient Unique ID	<input type="text" value="123456789"/>
Patient social security number (XXX-XX-XXXX)	<input type="text"/>
Patient date of birth - (mm/dd/yyyy)	<input type="text" value="05/17/1981"/>

Location Patient Created:

Patient Profile first entry by:

☐ Show InActive Patients

Current Patient Visit

Visit #1 on 03/16/2011 at 11:47:57 AM

Visit #1 Attachments:

Attachments	Status
Broken Medical Issues	Created
Histories	Not Created
Physical Exams	Not Created
Diagnosis and Plan of Care	Created
Session Evaluation	Not Created
Exercise Prescription	Not Created

Care Administered by:

The screenshot shows a web application interface for a patient's medical history. At the top, there is a navigation bar with a 'Home' button and a 'Patient Visit Screen: Patient Issues and Histories Screen!' title. Below the title is a form with several sections, each with a label and a corresponding input field. The sections are: 'Previous patient admission info review' (with a 'View Visit 2: PAH program' link), 'Patient estimate of average number of pads used per day since last visit' (with a 'View Visit 2: 2' link), 'Previous visit' (with a 'View Visit 2: adult diaper' link), 'Patient description of type of pad predominantly used since last visit' (with a 'View Visit 2: 1-1 accidents per week' link), 'Previous visit' (with a 'View Visit 2: yes' link), 'Patient completed intensive therapy assignment from previous visit' (with a 'View Visit 2: 40%' link), and 'Patient assessment of improvement since initial consultation. Use (increased) percentage (%), less bad' (with a 'View Visit 2: 40%' link). At the bottom, there is a 'What causes you to be here?' section with a 'Enter Additional Cause' button and a list of causes: 'cystitis', 'menstruation', 'urinary incontinence', and 'vaginitis'.

Home

Patient Visit Screen: Patient Issues and Histories Screen!

Previous patient admission info review [View Visit 2: PAH program](#)

Patient estimate of average number of pads used per day since last visit [View Visit 2: 2](#)

Previous visit [View Visit 2: adult diaper](#)

Patient description of type of pad predominantly used since last visit [View Visit 2: 1-1 accidents per week](#)

Previous visit [View Visit 2: yes](#)

Patient completed intensive therapy assignment from previous visit [View Visit 2: 40%](#)

Patient assessment of improvement since initial consultation. Use (increased) percentage (%), less bad [View Visit 2: 40%](#)

What causes you to be here?

[Enter Additional Cause](#)

- ☐ cystitis
- ☐ menstruation
- ☐ urinary incontinence
- ☐ vaginitis

Track and Optimize Patient Progress

Formulate Home Programs, Add Questionnaires, Histories, and Exams

Let's Grow Your Practice Together.

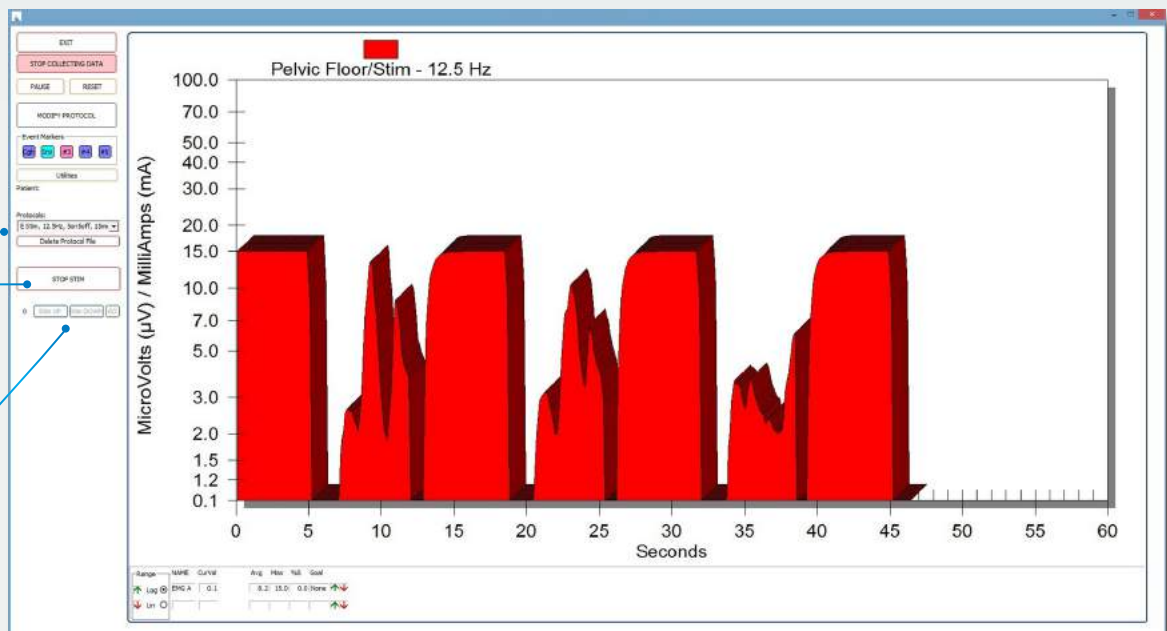
Pelvic Muscle Rehabilitation Systems

Synchronize Vaginal or Rectal sEMG with Stimulation

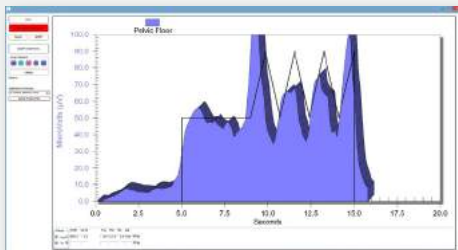
12.5, 50, 100 and
200Hz Treatment
Protocols

Immediately
Curtail
Stimulation

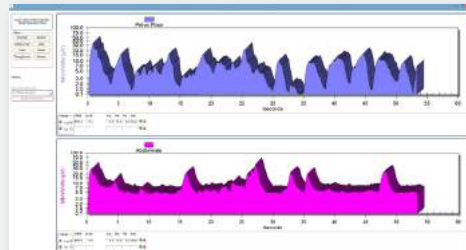
Adjust the
Stimulation
Amplitude During
Treatment



Extensive Library of Treatment Displays to Include Animated Video Clips



Template Emulations



3D Area Scrolls



Bars



Rose Opening and Closing



Space Shuttle Docking into Space Station



Visit us at: www.cmtmedical.com

PATHWAY[®] CTS Suite

Pelvic Muscle Rehabilitation Systems

Distributed By:



Current Medical Technologies, Inc.

75 Main Street

Lakeville, MA 02330

P: 800.382.5872 • F: 508.947.1486